

Determination of 198 pesticide residues in eggplant using Gas Chromatography tandem Mass Spectrometry/Mass Spectrometry

Pittcon 2016 480-25

Yan Wang, Feifei Tian, Yueqi Li, Guixiang Yang,
Taohong Huang, Shin-ichi Kawano, Yuki Hashi
Shimadzu Global COE for Application &
Technical Development, Shenyang, 110016, China

Determination of 198 pesticide residues in eggplant using Gas Chromatography tandem Mass Spectrometry/Mass Spectrometry

Introduction

The number of relevant pesticides grows yearly, and has reached hundreds of compounds. Multi-residue simultaneous analysis of hundreds of pesticides in agricultural products is always a challenge. And as required detection limits for many pesticides fall to 10µg/kg (10ppb), more sophisticated analytical tools are demanded.

Due to its excellent sensitivity and selectivity, GC-MS/MS with MRM acquisition mode is utilized for the analysis of residual pesticides in foods. The aim of this work was the development and validation for the fast method of the simultaneous analysis of 198 pesticides in eggplant using

gas chromatography tandem mass spectrometry (GC-MS/MS) in multiple reaction monitoring (MRM) acquisition mode. The samples were pretreated with the QuEChERS method. The treated samples were then subjected to MRM analysis for 198 pesticides using GC-MS/MS, every compound has 2 MRM transitions (primary for quantification, secondary for qualification), totally 396 transitions in 38 minutes. The established method was sensitive, repeatable and reliable for simultaneous analysis of the 198 pesticides in eggplant samples.

Experimental

Sample pretreatment

The samples were pretreated with the QuEChERS method. Internal standard substance (heptachlor-endo-epoxide, 50 ng/mL) was used to overcome matrix effect and achieve quantitative determination.

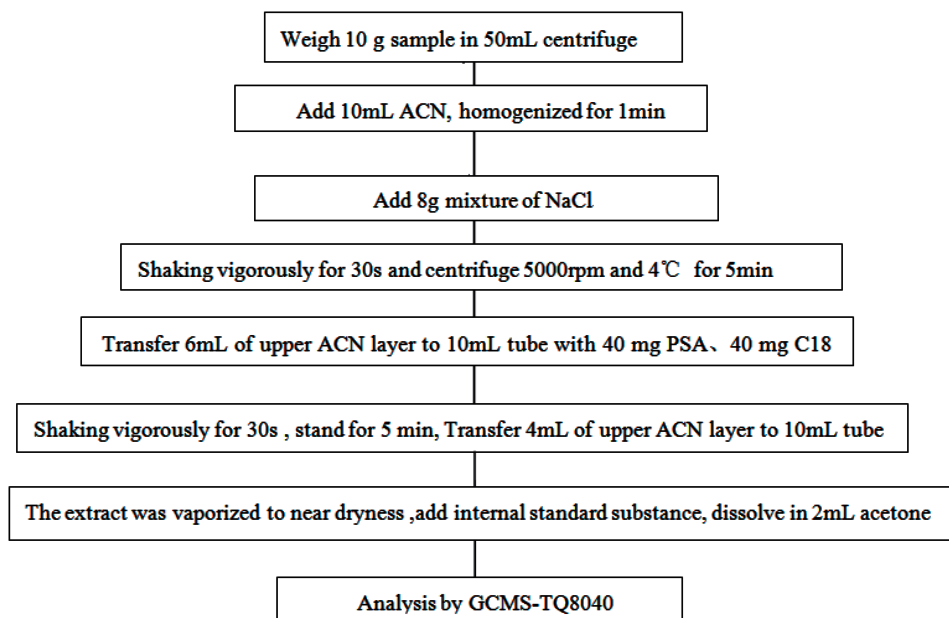


Figure 1 Schematic flow diagram of the sample preparation

Determination of 198 pesticide residues in eggplant using Gas Chromatography tandem Mass Spectrometry/Mass Spectrometry

GC/MS/MS Analysis

Treated samples were analyzed in MRM mode using a gas chromatograph coupled with a triple quadrupole mass spectrometer (GCMS-TQ8040, Shimadzu Corporation, Japan). The MRM transitions and collision energies for

every compound were acquired from the pesticide MRM database provided by Shimadzu Corporation which contains 588 pesticides.

Analytical Conditions	
GC-MS	: GCMS-TQ8040
Column	: Rxi-5 Sil ms, 30 m x 0.25 mm, 0.25 μm
GC	
Injection port temperature	: 250 °C
Temperature program	: 50 °C (1 min)-25 °C/min-125 °C-10 °C/min-300 °C (15 min)
Injection mode	: splitless (1 min)
Injection Volume	: 1 μL
Linear velocity	: 47.2 cm/sec
MS	
Ion source temperature	: 200 °C
Interface temperature	: 250 °C
Measurement Mode	: MRM
Loop Time	: 0.3sec

Results and Discussion

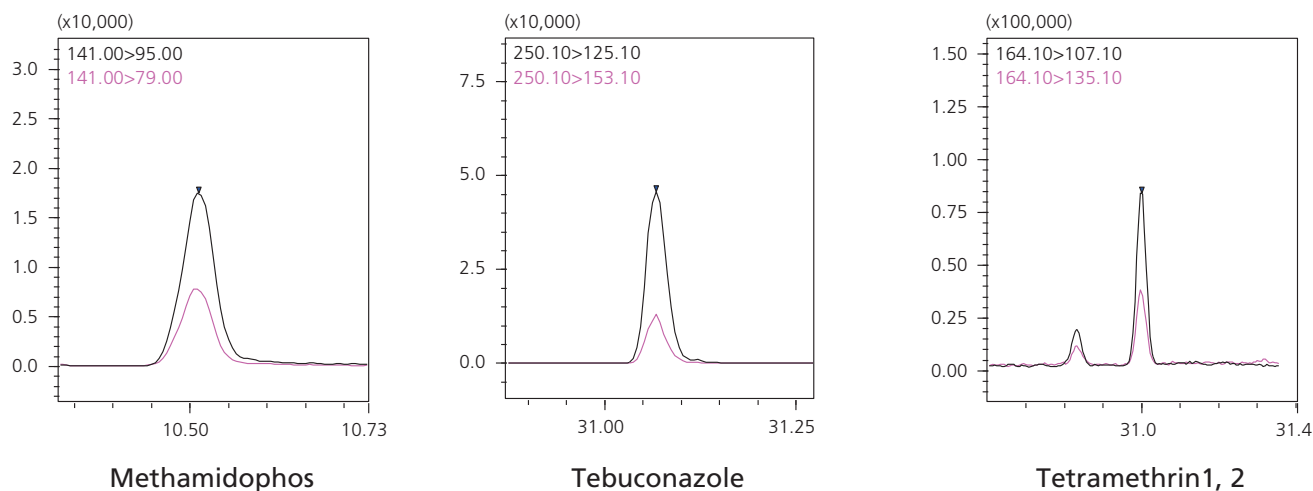


Figure 2 MRM chromatograms of Methamidophos, Tebuconazole and Tetramethrin spiked in grape samples (10 ng/mL)

Determination of 198 pesticide residues in eggplant using Gas Chromatography tandem Mass Spectrometry/Mass Spectrometry

The eggplant samples were prepared using the above method, 198 pesticides were spiked in the sample extract (10 ng/mL). Spiked samples were analyzed in MRM mode using GC-MS/MS. Fig.2 shows mass chromatograms for Methamidophos, Tebuconazole and Tetramethrin spiked in eggplant samples (10 ng/mL).

In order to assess the method linearity, calibration curves

were constructed for the 198 pesticides spiked in the sample matrix, using heptachlor-endo-epoxide as the internal standard. The limits of detection (LODs) of all the pesticides studied were 0.1 µg/kg. The average recoveries were 70%-120% of target compounds and the relative standard deviations (%RSD, n=6) were less than 12% in spiked levels at 5 µg/kg.

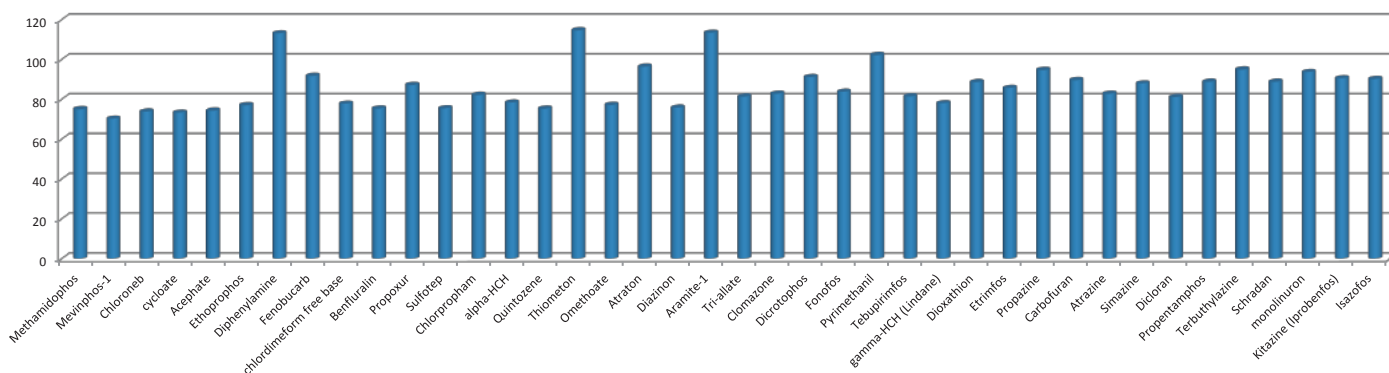


Figure 3 Recovery of part of 198 pesticides at 5µg/kg spiked in eggplant sample

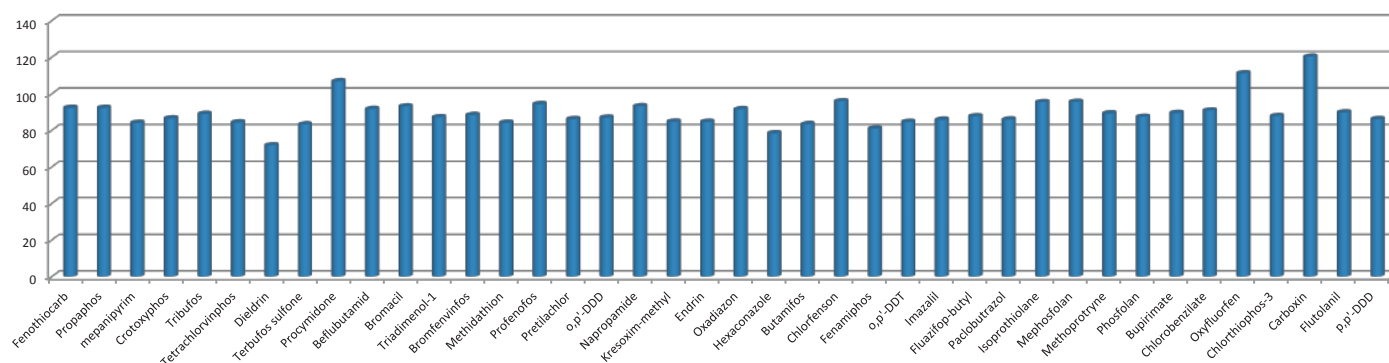


Figure 4 Recovery of part of 198 pesticides at 5µg/kg spiked in eggplant sample

Determination of 198 pesticide residues in eggplant using Gas Chromatography tandem Mass Spectrometry/Mass Spectrometry

Conclusions

- A fast method was developed for the simultaneous analysis of 198 pesticides in eggplant using gas chromatography tandem mass spectrometry (GC-MS/MS) in multiple reaction monitoring (MRM) acquisition mode.
- The established method was sensitive, repeatable and reliable for simultaneous analysis of the 198 pesticides in eggplant samples.

First Edition: March, 2016



For Research Use Only. Not for use in diagnostic procedure.

This publication may contain references to products that are not available in your country. Please contact us to check the availability of these products in your country.

The content of this publication shall not be reproduced, altered or sold for any commercial purpose without the written approval of Shimadzu. Company names, product/service names and logos used in this publication are trademarks and trade names of Shimadzu Corporation or its affiliates, whether or not they are used with trademark symbol "TM" or "®". Third-party trademarks and trade names may be used in this publication to refer to either the entities or their products/services. Shimadzu disclaims any proprietary interest in trademarks and trade names other than its own.

The information contained herein is provided to you "as is" without warranty of any kind including without limitation warranties as to its accuracy or completeness. Shimadzu does not assume any responsibility or liability for any damage, whether direct or indirect, relating to the use of this publication. This publication is based upon the information available to Shimadzu on or before the date of publication, and subject to change without notice.