

Fourier Transform Infrared Spectrophotometer Plastic Analysis System

Plastic Analyzer



Supporting Contaminant Analysis and Deteriorated Microplastics Analysis

When analyzing plastics, libraries are used to qualify their material properties. However, infrared spectra of plastics that have been denatured (have deteriorated) due to heat or UV rays differ in shape from standard spectra, and qualifying them can sometimes be difficult.

To address this, the Plastic Analyzer includes a deterioration library, so highly accurate qualification can be performed reflecting the state of deterioration.



Unable to determine if a sample is deteriorated plastic or another substance

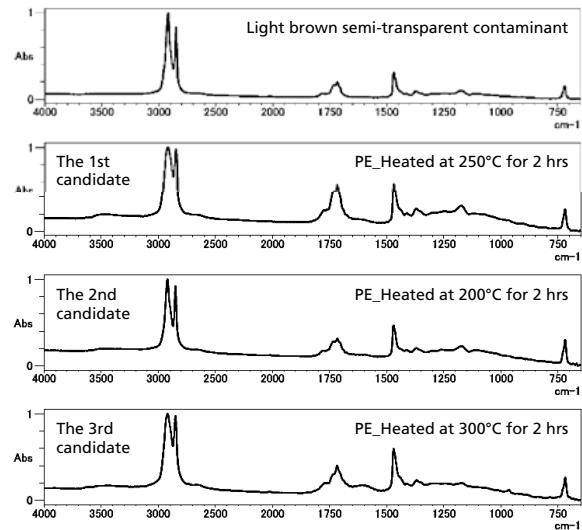
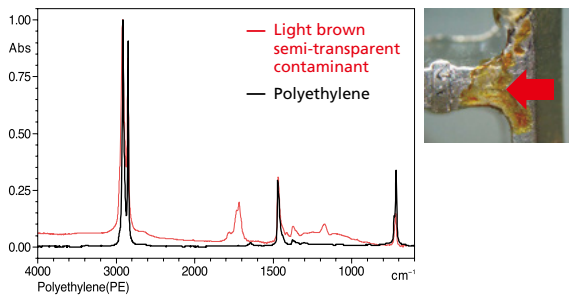


Capable of qualification reflecting the state of deterioration

Contaminant Analysis (Contaminants in Processed Items)

The measurement of a light brown semi-transparent contaminant on a plated item was performed. The figure below shows that the spectral pattern of the acquired infrared spectrum differs from the standard polyethylene (PE).

Plastic Analyzer shows the best match is heated PE. The Thermal-Damaged Library makes it useful for surmising the thermal history of the plastic.



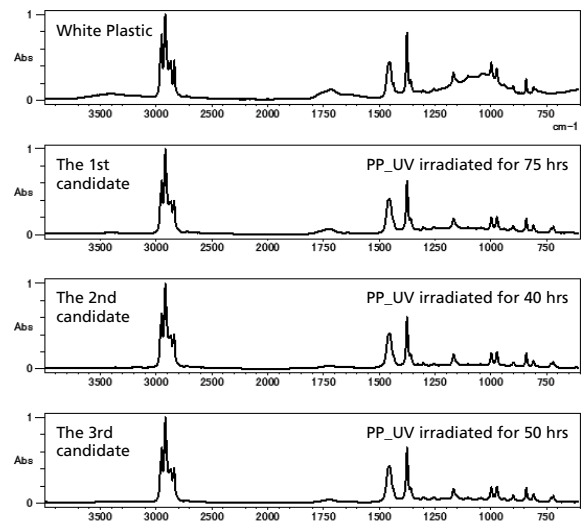
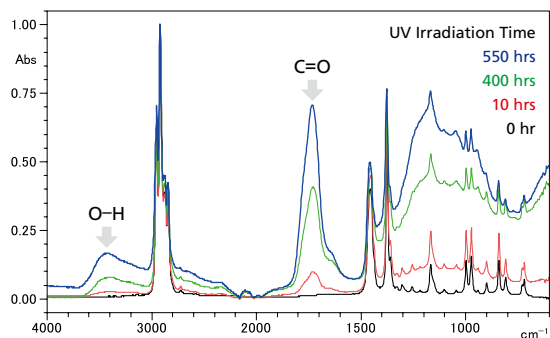
Evaluation of Deteriorated Samples

Plastics degrade as they experience molecular cleavage and cross-linking due to heat and light. As a result, in fault analysis and failure analysis, the qualities of deteriorated samples must be analyzed.

The figure at bottom left shows the infrared spectrum of a polypropylene (PP) sample that has been irradiated with UV rays. The UV irradiation has caused the plastic to deteriorate, and it is evident that the shape of the infrared spectrum has changed.

The figures at bottom right show the search results from measurements by Plastic Analyzer of a white plastic (PP material) that was left outdoors for an extended period and exposed to UV rays.

The infrared spectrum of the sample exposed to UV rays differs from the standard spectrum. Accordingly, in general library searches, different plastics such as polybutene are at the top of the results. In contrast, with Plastic Analyzer, PP denatured by UV rays is the top result.



Plastic Analyzer consists of the following.

- Fourier transform infrared spectrophotometer
- Single-reflection ATR attachment
- Plastic Analyzer method package
 1. UV-Damaged Plastics Library*1
 2. Thermal-Damaged Plastics Library*1
 3. Macro Program for IR Pilot™/Parameter File*2



IRSpirit™ + QATR™-S System



Plastic Analyzer Method Package

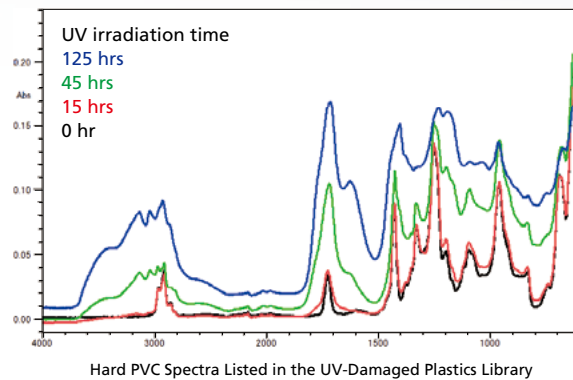
- Navigates from measurement to analysis without complicated parameter settings.*2
- UV-damaged plastics library and thermal-damaged plastics library are compatible with any FTIR models controlled by LabSolutions IR.

*1: Purchasing/Using a library is available.

*2: Only available with IRSpirit Fourier transform infrared spectrophotometer.

1 UV-Damaged Plastics Library

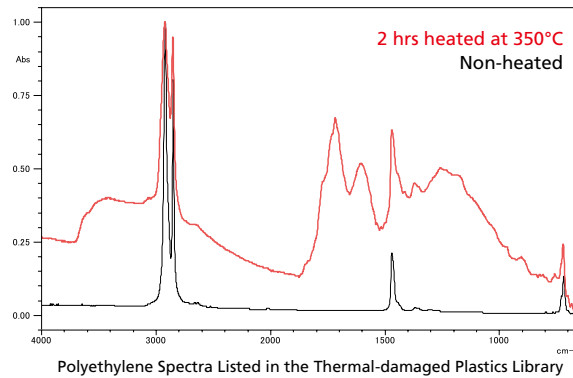
This library includes more than 300 spectra from the UV degradation of 14 types of plastic. This proprietary Shimadzu library includes the IR spectra for plastics degraded by UV rays for the equivalent of approximately 10 years using a super accelerated weathering chamber from Iwasaki Electric Co., Ltd.



2 Thermal-Damaged Plastics Library

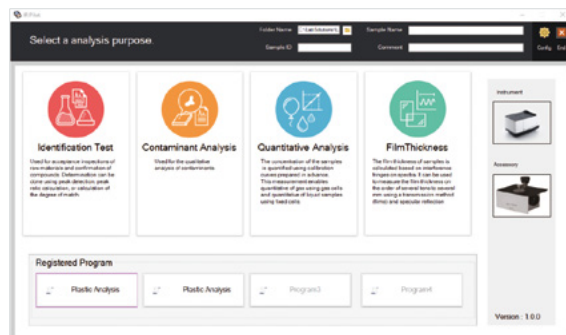
This library includes more than 100 spectra from the degradation of 13 types of plastic heated to between 200 and 400 °C.

This proprietary Shimadzu library contains IR spectra for plastics degraded by heating, acquired through measurements at the Hamamatsu Technical Support Center at the Industrial Research Institute of Shizuoka Prefecture.

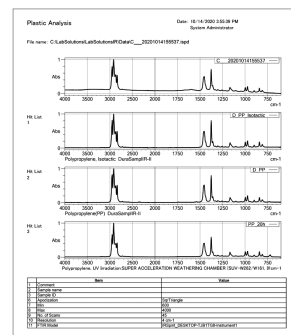


3 Macro Program and Parameters


The system includes plastic measurement parameters and IR Pilot, a special program for IRSpirit that simplifies spectral measurements and the creation of reports, enabling analysts to perform everything from the measurement of target samples to data analysis easily. Even users unfamiliar with FTIR analysis can start work immediately.



IR Pilot, a Special Program for IRSpirit



Report Output



Sample Positioning

Target Sample Size and Search Method

| Item | Specifications |
|---------------|--|
| Sample Size | <p>Plastic approximately 0.3 mm or larger</p> <p>There is no function to measure the size or quantity of the plastic. An infrared microscope is effective for analyzing plastic samples less than 0.3 mm in size.</p> |
| Search Method | <p>Search matching using a special library</p> <p>There is no function to determine the degree of deterioration. This library contains infrared spectra differing with respect to the UV irradiation time, heating time, and heating temperature. However, the irradiation and heating conditions noted in the data matches from library searches of the analyzed samples measured are at best reference values. Be aware that they do not indicate that the sample was placed under identical conditions.</p> |

IR Pilot, IRSpirit and QATR are trademarks of Shimadzu Corporation or its affiliated companies in Japan and/or other countries.



Shimadzu Corporation
www.shimadzu.com/an/

For Research Use Only. Not for use in diagnostic procedures.

This publication may contain references to products that are not available in your country. Please contact us to check the availability of these products in your country.
 Company names, products/service names and logos used in this publication are trademarks and trade names of Shimadzu Corporation, its subsidiaries or its affiliates, whether or not they are used with trademark symbol "TM" or "®".
 Third-party trademarks and trade names may be used in this publication to refer to either the entities or their products/services, whether or not they are used with trademark symbol "TM" or "®".
 Shimadzu disclaims any proprietary interest in trademarks and trade names other than its own.

The contents of this publication are provided to you "as is" without warranty of any kind, and are subject to change without notice. Shimadzu does not assume any responsibility or liability for any damage, whether direct or indirect, relating to the use of this publication.